



QUARTERLY REPORT OF REVENUE AND OTHER RECEIPTS
As at the Quarter Ending September 30, 2024

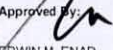
Department : Department of Labor and Employment (DOLE)
 Agency/Entity : Professional Regulation Commission
 Operating Unit : Central Office
 Organization Code (UACS) : 16 008 0100000
 Fund Cluster : 01 - Regular Agency Fund

Classification/Sources of Revenue and Other Receipts	UACS CODE	REVENUE TARGET (Annual) per BESF	Actual Revenue and Other Receipts Collections					Cumulative Remittance/Deposits to Date			Variance		Remarks
			1st Quarter Ending March 31	2nd Quarter Ending June 30	3rd Quarter Ending September 30	4th Quarter Ending December 31	Total	Remittance to BTr	Deposited with AGDB	Total	Amount	%	
1	2	3	4	5	6	7	8=(4+5+6+7)	9	10	11=(9+10)	12=(8-3)	13=(12/3)	14
Regular Agency Fund		1,290,151,000.00	456,625,946.75	366,884,768.42	411,061,367.27	0.00	1,234,572,082.44	0.00	1,240,868,649.44	1,240,868,649.44	(55,578,917.56)	-4 %	
Revenue Collections		1,290,151,000.00	456,625,946.75	366,884,768.42	411,061,367.27	0.00	1,234,572,082.44	0.00	1,240,868,649.44	1,240,868,649.44	(55,578,917.56)	-4 %	
Cash Revenue		1,290,151,000.00	456,625,946.75	366,884,768.42	411,061,367.27	0.00	1,234,572,082.44	0.00	1,240,868,649.44	1,240,868,649.44	(55,578,917.56)	-4 %	
Non-Tax		1,290,151,000.00	456,625,946.75	366,884,768.42	411,061,367.27	0.00	1,234,572,082.44	0.00	1,240,868,649.44	1,240,868,649.44	(55,578,917.56)	-4 %	
Registration Fees	4020102000	153,062,000.00	64,836,540.00	44,364,550.00	42,642,560.00	0.00	151,843,650.00	0.00	151,942,650.00	151,942,650.00	(1,218,350.00)	-1 %	
Licensing Fees	4020106000	458,658,000.00	165,643,105.00	152,683,412.00	135,044,670.00	0.00	453,371,187.00	0.00	455,948,592.00	455,948,592.00	(5,286,813.00)	-1 %	
Legal Fees	4020109000	0.00	1,060.00	600.00	1,730.00	0.00	3,390.00	0.00	3,400.00	3,400.00	3,390.00	0 %	
Other Verification and Authentication Fees	4020111099	165,117,000.00	68,988,096.00	49,605,126.00	47,638,579.00	0.00	166,231,801.00	0.00	167,022,331.00	167,022,331.00	1,114,801.00	1 %	
Fines and Penalties - Service Income	4020114000	12,902,000.00	3,977,753.00	3,498,864.20	4,387,994.00	0.00	11,864,611.20	0.00	11,956,904.20	11,956,904.20	(1,037,388.80)	-8 %	
Other Service Income	4020199099	48,341,000.00	3,967,762.45	9,693,823.48	10,551,438.37	0.00	24,213,024.30	0.00	24,322,859.30	24,322,859.30	(24,127,975.70)	-50 %	
Examination Fees	4020203000	452,071,000.00	137,085,900.00	106,943,700.00	170,709,950.00	0.00	414,739,550.00	0.00	417,344,900.00	417,344,900.00	(37,331,450.00)	-8 %	
Miscellaneous Income	4060999000	0.00	12,125,730.30	94,692.74	84,445.90	0.00	12,304,868.94	0.00	12,327,012.94	12,327,012.94	(2,304,868.94)	0 %	
GRAND TOTAL		1,290,151,000.00	456,625,946.75	366,884,768.42	411,061,367.27	0.00	1,234,572,082.44	0.00	1,240,868,649.44	1,240,868,649.44	(55,578,917.56)	-4 %	

Certified Correct:

 HENYLIZA L. DAPACAN
 Accountant
 Date: October 30, 2024 07:46 PM

Certified Correct:
 N/A
 N/A
 Date: October 30, 2024 07:46 PM

Recommending Approval By:

 JOSE A. ABUNDO
 Director IV, PMFS
 Date: October 30, 2024 07:51 PM

Approved By:

 ERWIN M. ENAD
 Agency Head or Authorized Signatory
 Date: October 30, 2024 08:16 PM